



Platelet  
Disorder  
Support  
Association  
Empowering ITP Patients

# ITP Patient Registry



Demographics Results November 2025 | Enrolled: 2,300+ | Respondents: 1,330

## Gender Insights



**74.8%**  
Female



**24.59%**  
Male



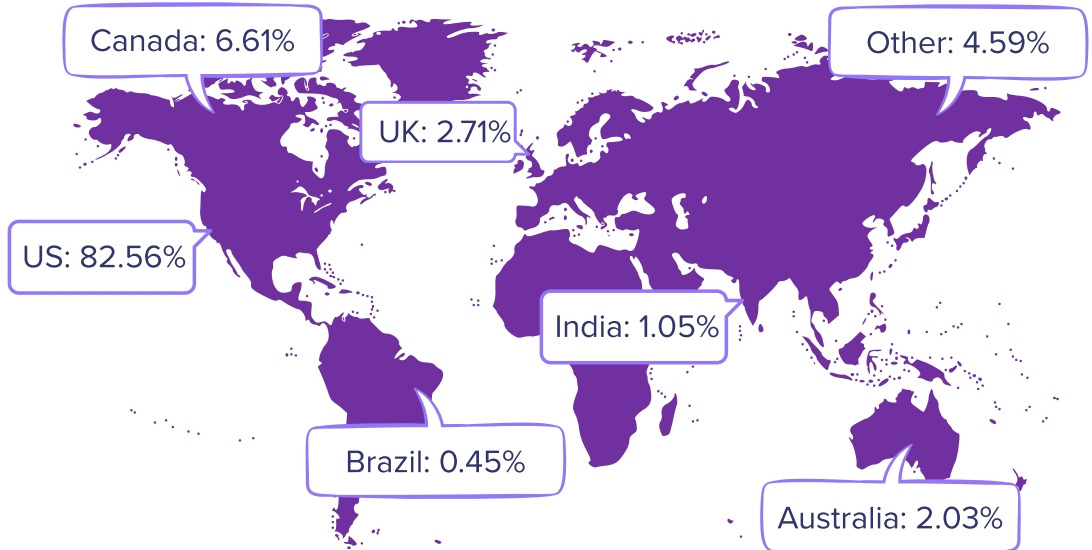
**0.23%**  
Transgender



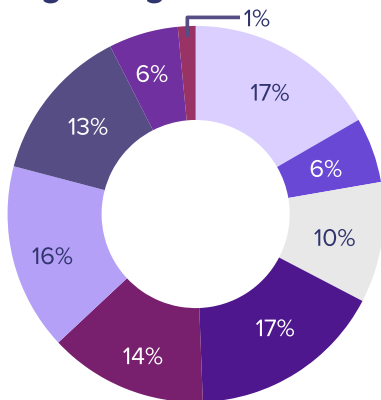
**0.38%**  
Other

## Global Representation

Registry includes 39 countries; top six shown below:



## Age Insights



Under 10 yrs

10 - 19 yrs

20 - 29 yrs

30 - 39 yrs

40 - 49 yrs

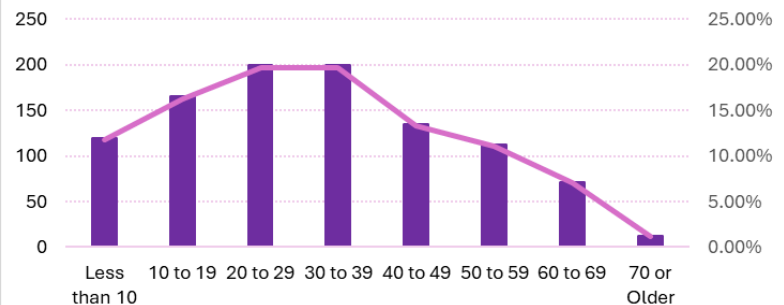
50 - 59 yrs

60 - 69 yrs

70 - 79 yrs

80+ yrs

## Age at Primary Diagnosis



## Race & Ethnicity Insights

### Race

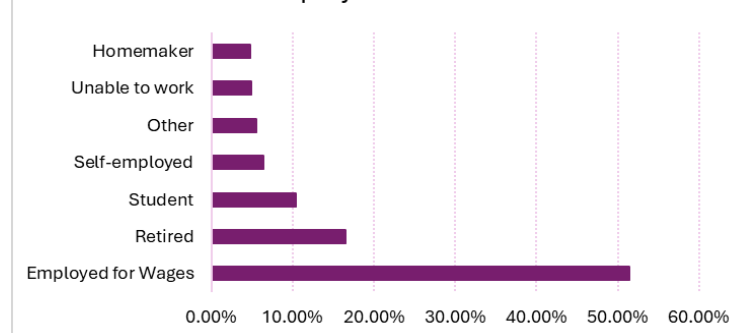
White	90.65%
Black or African American	1.22%
American Indian or Alaskan Native	1.14%
Asian	2.89%
Other	4.10%

### Ethnicity (Hispanic or Latino)

Yes	8.95%
No	81.41%
Unknown/No Answer	9.64%

- 92% reported being covered by at least some type of health insurance.
- The most common type of insurance coverage (61.81% of respondents) was private health insurance.

## Employment Status



## Registry Surveys

